

INTEGRATED ONLYLAY PLACEMENT

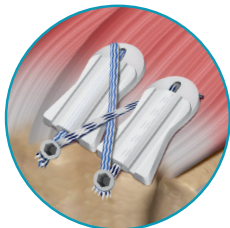
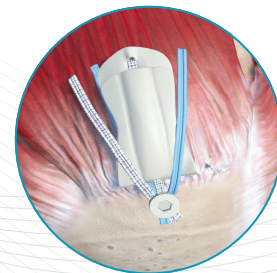
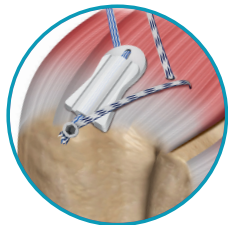
Catalogue # BC-2012
1.2cm x 2cm
per implant

1 Load one suture from a medial row anchor into the snare and pull it through the BioCharge suture tunnel

2 Slide BioCharge along the suture and position on cuff. Retrieve desired sutures and deploy the 1st lateral row anchor

3 Select from the remaining sutures to load next BioCharge implant. Repeat step 2 to deploy the 2nd lateral row anchor & finalize repair

SEAMLESS INTEGRATION STREAMLINED ADAPTABILITY



BioStack
BioCharge +
ROTIUM

